

Level measurement

Guided wave radar **MOLOS**
wave **1**

Yo-Yo sensing systems **MOLOS**
bob **2**

Visualization **MOLOS**
visu **3**

Rotation **MOLOS**
roto **4**

Membrane **MOLOS**
membran **5**

Level indicator

Vibration **MOLOS**
vibro **6**

Microwave barrier **MOLOS**
barrier **7**

Pendulum **MOLOS**
pendu **8**

Coding **MOLOS**
code **9**

Hose couplings

Limit swtich **MOLOS**
switch **10**

Swivelling lever **MOLOS**
swing **11**

Lockable couplings **MOLOS**
lock **12**

Overload protection **MOLOS**
safe **13**

Silo filling device **MOLOS**
safe **14**

Bulk solids handling

Pressure device **MOLOS**
pressdec **15**

Microwave flow sensor **MOLOS**
flow **16**

Pinch valves **MOLOS**
valve **17**

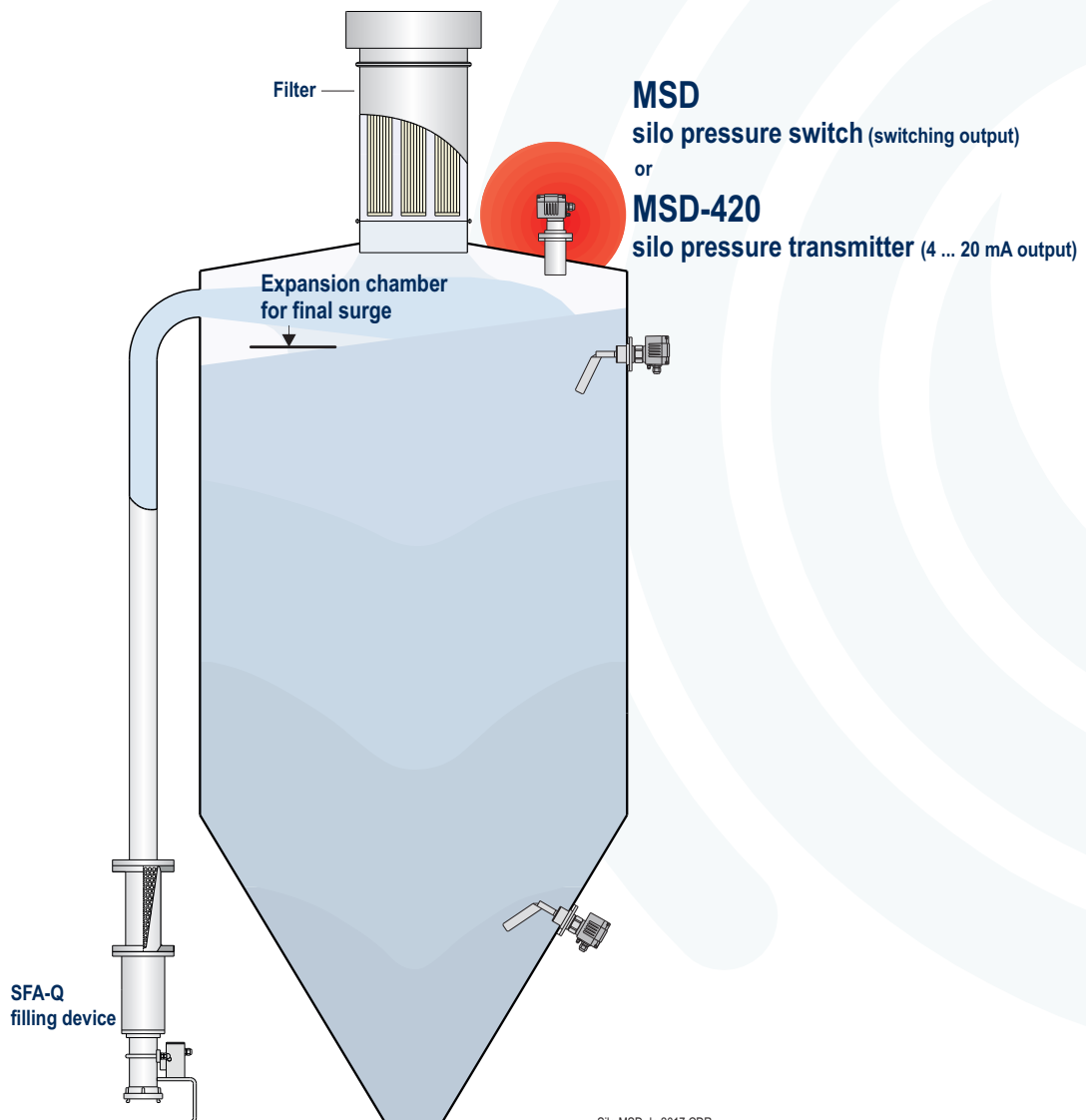


Advantages of the silo pressure device:

- safe monitoring of over pressure in silos and bins
- a lot of safety for less money
- high reliability and easiest installation
- no operating power necessary

Pressure detector for limitation of the final surge at pneumatic filling process.

(Protection of silo and filter)







Silo MSD de 2017.CDR

Selection list

MSD-A

Metal housing

ATEX options

B1	Dust		II 1/2D III C
B2	Dust		II 1D III C
B5	Gas+ Dust		II 1/2D III C and II 2G IIC
B22	Gas+ Dust		II 1D III C and II 1G IIC

Basic device

Choice of options

Housing selection







- A1 **Standard** Compact aluminium housing
- A2 Stainless steel compact housing

Process connection

- F1A Flange Ø110, made of aluminium
- F1AI Flange Ø110, made of aluminium, ingredient-touched parts 316 Ti .
- F1I Flange Ø110, made of stainless steel 316 Ti (only with option A2) ..

Certifications, approvals

Standard = CE conform and IP66

- B1 ATEX  II 1/2D III C
 - B2 ATEX  II 1D III C
 - B5 ATEX  II 1/2D III C
 II 2G IIC
 - B22 ATEX  II 1D III C
 II 1G IIC
- only with option A2 and F1I

MSD - - - - - ← Order code

MSD-070

Plastic housing

Basic device

Plastic housing = CE conform and IP65

Choice of options

Material of flange

- Standard** aluminium
- I Stainless steel (ingredient-touched parts 316 Ti)

MSD-070 - - - ← Order code

Selection list

MSD-A...4..

Metal
housing

ATEX options

B1 **Dust**  II 1/2D IIIC

Basic device

Choice of options

Housing selection

- A1 **Standard** Compact aluminium housing
- A2 Stainless steel compact housing


Process connection

- F1A Flange Ø110, made of aluminium
- F1I Flange Ø110, made of stainless steel 316 Ti (only with option A2) ..

Output signal

- 420 4 ... 20 mA
- 485 RS485 bus interface

Certifications, approvals

- Standard** = CE conform and IP66
- B1 ATEX**  II 1/2D IIIC

MSD - [] [] [] [] ← Order code

MSD-4..

Plastic
housing

Basic device

Plastic housing = CE conform and IP65

Choice of options

Output signal

- 420 4 ... 20 mA
- 485 RS485 bus interface

Material of flange

- Standard** aluminium
- I Stainless steel (ingredient-touched parts 316 Ti)

MSD - [] [] ← Oder code

Selection list

MSD Accessories

1) only available for MSD-A

Choice of accessories

SH Weather protection hood with storm tape¹⁾

SDK Condensation protection

SDE Condensation protection, stainless steel¹⁾

RST-DAE-SSM12Ex Condensation protection, stainless steel, ATEX

070-150-EST-STL ← Welding socket coated RAL7001

070-150-EST-STR ← Welding socket uncoated

