

Level measurement

Guided wave radar **MOLOS_{wave}** **1**

Yo-Yo sensing systems **MOLOS_{bob}** **2**

Visualization **MOLOS_{visu}** **3**

Rotation **MOLOS_{roto}** **4**

Membrane **MOLOS_{membran}** **5**

Level indicator

Vibration **MOLOS_{vibro}** **6**

Microwave barrier **MOLOS_{barrier}** **7**

Pendulum **MOLOS_{pendu}** **8**

Coding **MOLOS_{code}** **9**

Hose couplings

Limit switch **MOLOS_{switch}** **10**

Swivelling lever **MOLOS_{swing}** **11**

Lockable couplings **MOLOS_{lock}** **12**

Overload protection **MOLOS_{safe}** **13**

Silo filling device **MOLOS_{safe}** **14**

Bulk solids handling

Pressure device **MOLOS_{pressdec}** **15**

Microwave flow sensor **MOLOS_{flow}** **16**

Pinch valves **MOLOS_{valve}** **17**

MOLOS
vibro

VF

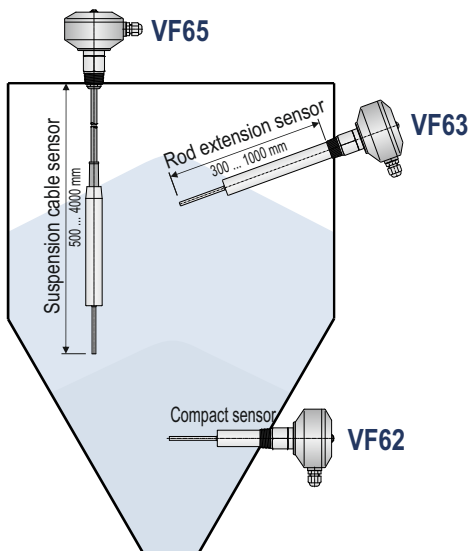


Advantages of vibro level indicators:

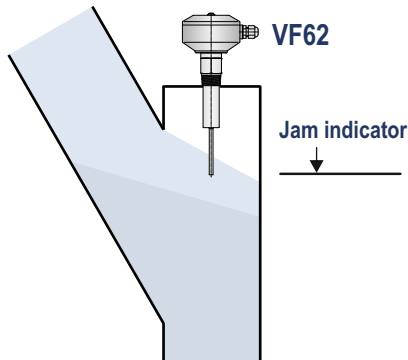
- full-, demand- and empty indicator for light bulk solids
- reliable level indication for many applications
- low installation depth due to compact structure
- use in potentially dust explosive atmospheres possible
- maintenance-free continuous operation

6

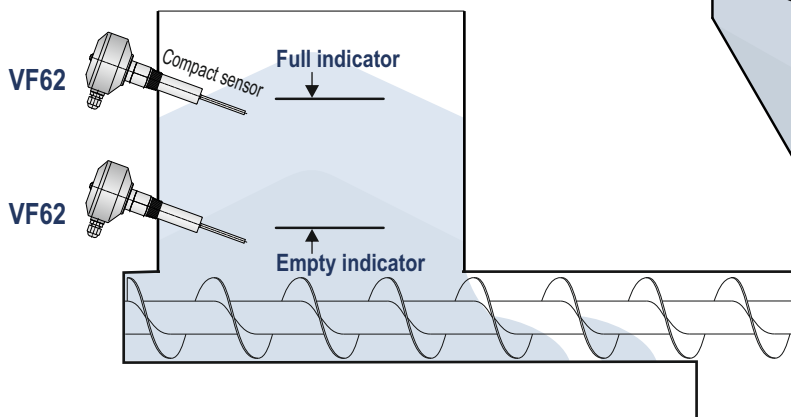
Container



Drain pipes



Dosing equipment

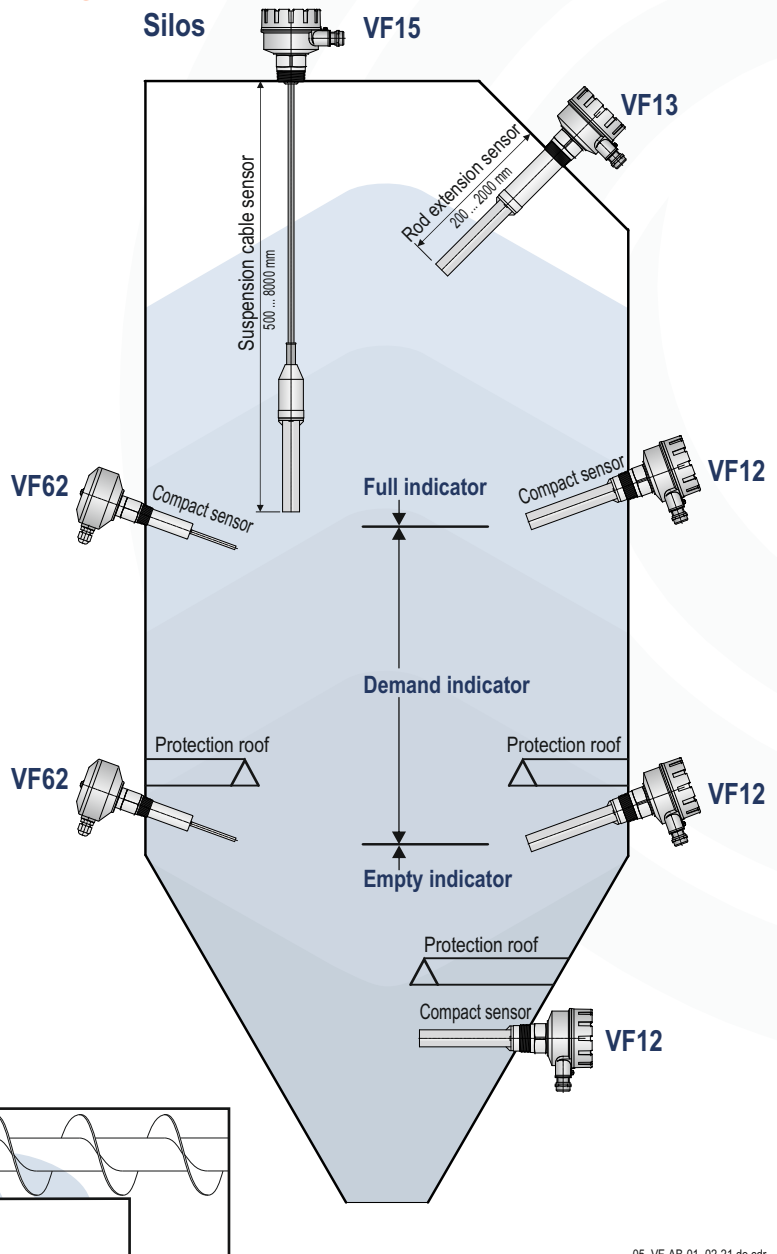


Level indicator for bulk solids.

VF



Silos



05_VF-AB-01_02-21 de.cdr

Selection list

VF12

Compact sensor

Rhombus-
vibration rod

ATEX option B1

Dust  II 1/2D IIIC

ATEX option B3

Dust  II 1/3D IIIC

ATEX option B11

Gas+  II 1/2G IIB
Dust  II 1/2D IIIC

- 1) not available with option B11
2) not available with option B11 or B1
3) available only with option B11
4) available only with option B0 and S0





Basic device

Choice of options with surcharges

Housing

- A3 **Standard** = round aluminium housing, coated RAL7001 ¹⁾
A33 Separate round-housing, lead-through housing at the probe ²⁾
A1 GasEx rectangular aluminium housing, coated RAL7001 ³⁾

Certifications, certificates, approvals

- B0 **Standard** = CE conform and IP66/IP67 (with A33: IP65)
B1 ATEX  II 1/2D IIIC **Dust**
B3 ATEX  II 1/3D IIIC **Dust**
B11 ATEX  II 1/2G IIB **Gas** +  II 1/2D IIIC **Dust**

Further approvals on request

Supply voltage

- C8 **Standard** = 22 ... 250 V AC/DC ¹⁾
C5 24 V DC transistor output PNP/NPN ¹⁾
C5i 23,7 V DC, supply and evaluation with VF-VEC8-B22 ³⁾

Special equipment

- S0 **Standard** = useable for light bulk goods above 0,02 kg/l
SE High sensitivity useable for very light bulk goods above 0,01 kg/l
SA Sediment version, detection of deposited bulk goods in water on request

Signal lamps


- H0 **Standard** = with function LED
H1 Function LED visible from the outside, only with B0

Process temperature / T_(Process)

- E0 **Standard** = -40°C ... +80°C
E1 -15°C ... +150°C
E2 -20°C ... +200°C ⁴⁾
E3 -20°C ... +250°C ⁴⁾
E9 Further temperatures on request

Process connection

- R3 **Standard** = R1½ EN 10226, steel 1.4301 / 304 ..
N3 1½" NPT, steel 1.4301 / 304

VF12  ← Order code

Selection list

VF13

Rod extension sensor

6

Rhombus-
vibration rod

ATEX option B1

Dust  II 1/2D IIIC

ATEX option B3

Dust  II 1/3D IIIC

ATEX option B11

Gas+  II 1/2G IIB
and
Dust  II 1/2D IIIC

- 1) not available with option B11
2) not available with option B11 or B1
3) available only with option B11
4) available only with option B0 and S0






Basic device

Choice of options with surcharges

Housing

- A3 **Standard** = round aluminium housing, coated RAL7001¹⁾
A33 Separate round-housing, lead-through housing at the probe²⁾
A1 GasEx rectangular aluminium housing, coated RAL7001³⁾

Certifications, certificates, approvals

- B0 **Standard** = CE conform and IP66/IP67 (with A33: IP65)
B1 ATEX  II 1/2D IIIC **Dust**
B3 ATEX  II 1/3D IIIC **Dust**
B11 ATEX  II 1/2G IIB  +  II 1/2D IIIC **Dust**

Further approvals on request

Supply voltage

- C8 **Standard** = 22 ... 250 V AC/DC¹⁾
C5 24 V DC transistor output PNP/NPN¹⁾
C5i 23,7 V DC, supply and evaluation with VF-VEC8-B22³⁾

Special equipment

- S0 **Standard** = useable for light bulk goods above 0,02 kg/l
SE High sensitivity useable for very light bulk goods above 0,01 kg/l
SA Sediment version, detection of deposited bulk goods in water on request

Signal lamps

- H0 **Standard** = with function LED
H1 Function LED visible from the outside, only with B0

Process temperature / T_(Process)

- E0 **Standard** = -40°C ... +80°C
E1 -15°C ... +150°C
E2 -20°C ... +200°C⁴⁾
E3 -20°C ... +250°C⁴⁾
E9 Further temperatures on request

Process connection

- R3 **Standard** = R1½ EN 10226, steel 1.4301 / 304 ..
N3 1½" NPT, steel 1.4301 / 304

Length rod extension

- | | | | | | | |
|----|---|---|---|---|----|------------------------|
| LA | 0 | 2 | 0 | 0 | mm | basic length |
| | 0 | 0 | 0 | 0 | mm | ... any further 100 mm |
- insert required length
in steps of 100 mm,
range 0200 ... 2000 mm

VF13        LA 0 2 0 0 ← Order code

Selection list

VF15

Suspension cable sensor

Rhombus-
vibration rod

ATEX option B1

Dust  II 1/2D IIIC

ATEX option B3

Dust  II 1/3D IIIC

ATEX option B11

Gas+  II 1/2G IIB
Dust  II 1/2D IIIC

1) not available with option B11

2) not available with option B11 or B1

3) available only with option B11





Basic device

Choice of options with surcharges

Housing

- A3 **Standard** = round aluminium housing, coated RAL7001¹⁾
- A33 Separate round-housing, lead-through housing at the probe²⁾
- A1 GasEx rectangular aluminium housing, coated RAL7001³⁾

Certifications, certificates, approvals

- B0 **Standard** = CE conform and IP66/IP67 (with A33: IP65)
- B1 ATEX  II 1/2D IIIC **Dust**
- B3 ATEX  II 1/3D IIIC **Dust**
- B11 ATEX  II 1/2G IIB **Gas+**  II 1/2D IIIC **Dust**

Further approvals on request

Supply voltage

- C8 **Standard** = 22 ... 250 V AC/DC¹⁾
- C5 24 V DC transistor output PNP/NPN¹⁾
- C5i 23,7 V DC, supply and evaluation with VF-VEC8-B22³⁾

Special equipment

- S0 **Standard** = useable for light bulk goods above 0,02 kg/l
- SE High sensitivity useable for very light bulk goods above 0,01 kg/l
- SA Sediment version, detection of deposited bulk goods in water on request

Signal lamps

- H0 **Standard** = with function LED
- H1 Function LED visible from the outside, only with B0

Process temperature / T(Process)


- E0 **Standard** = -40°C ... +70°C
- E9 Further temperatures on request

Process connection

- R3 **Standard** = R1½ EN 10226, steel 1.4301 / 304 ..
- N3 1½" NPT, steel 1.4301 / 304

Length suspension cable

- | | | | | | | |
|----|---|---|---|---|----|--|
| LT | 1 | 0 | 0 | 0 | mm | basic length |
| | 0 | 0 | 0 | 0 | mm | ... any further 100 mm
insert required length
in steps of 100 mm,
range 0500 ... 8000 mm
(longer on request) |

VF15  LT 0 0 ← Order code

Selection list

VF62

Compact sensor

(VF06 changed to VF62)

6

Mini-vibration rod

ATEX option B1

Dust  II 1/2D IIIC

ATEX option B3

Dust  II 1/3D IIIC

ATEX option B11

Gas+  II 1/2G IIB
and
Dust  II 1/2D IIIC

- 1) not available with option B3
2) not available with option B1 or B11
3) not available with option B1, B11 or E1





Basic device

Choice of options with surcharges

Housing

- A1 **Standard** = round aluminium housing, coated RAL7001 ¹⁾
A22 Separate round-housing, round lead-through housing at the probe ²⁾
A23 Separate round-housing, angled screw coupling at the probe ³⁾

Certifications, certificates, approvals

- B0 **Standard** = CE conform and IP66/IP67 (with A22, A23: IP65)
B1 ATEX  II 1/2D IIIC **Dust**
B3 ATEX  II 1/3D IIIC **Dust**
B11 ATEX  II 1/2G IIB **Gas** +  II 1/2D IIIC **Dust**

Further approvals on request

Supply voltage

- C8 **Standard** = 20 ... 250 V AC/DC not with B11
C5i 23,7 V DC only with B11 GasEx, supply and evaluation with VF-VEC8-B22

Special equipment


- S0 **Standard** = useable for light bulk goods above 0,02 kg/l
SE High sensitivity useable for very light bulk goods above 0,01 kg/l
SA Sediment version, detection of deposited bulk goods in water

Process temperature

- E0 **Standard** = -20°C ... +80°C
E1 -20°C ... +150°C
E9 Further temperatures on request

Process connection

- R1 **Standard** = R1 EN 10226, stainless steel 1.4301 / 304
N1 1" NPT, stainless steel 1.4301 / 304

VF62 

Selection list

VF63
Rod extension sensor

Mini-vibration rod

ATEX option B1

Dust  II 1/2D IIIC

ATEX option B3

Dust  II 1/3D IIIC

ATEX option B11

Gas+  II 1/2G IIB
Dust and II 1/2D IIIC

- 1) not available with option B3
- 2) not available with option B1 or B11
- 3) not available with option B1, B11 or E1





Basic device

Choice of options with surcharges

Housing

- A1 **Standard** = round aluminium housing, coated RAL7001 ¹⁾
- A22 Separate round-housing, round lead-through housing at the probe ²⁾
- A23 Separate round-housing, angled screw coupling at the probe ³⁾

Certifications, certificates, approvals

- B0 **Standard** = CE conform and IP66/IP67 (with A22, A23: IP65)
- B1 ATEX  II 1/2D IIIC **Dust**
- B3 ATEX  II 1/3D IIIC **Dust**
- B11 ATEX  II 1/2G IIB **Gas+**  II 1/2D IIIC **Dust**

Further approvals on request

Supply voltage

- C8 **Standard** = 20 ... 250 V AC/DC not with B11
- C5i 23,7 V DC only with B11 GasEx, supply and evaluation with VF-VEC8-B22

Special equipment

- S0 **Standard** = useable for light bulk goods above 0,02 kg/l
- SE High sensitivity useable for very light bulk goods above 0,01 kg/l
- SA Sediment version, detection of deposited bulk goods in water

Process temperature



- E0 **Standard** = -20°C ... +80°C
- E1 -20°C ... +150°C
- E9 Further temperatures on request

Process connection

- R1 **Standard** = R1 EN 10226, stainless steel 1.4301 / 304
- N1 1" NPT, stainless steel 1.4301 / 304

Length rod extension

LA	0	3	0	0	mm	basic length
	0	0	0	0	mm any further 100 mm insert required length in steps of 100 mm, range 0300 ... 1000 mm

VF63   LA  0  0 ← Order code

Selection list

VF

Accessories

ATEX option B22

Gas+
Dust  II (1)G IIB
and
II (1)D IIIC

Accessory



for VF ... B11 and VF ... B22 this device has to be used **always**:

VF-VEC8-B22 Supply and evaluation device for supply voltage C5i

We provide deliveries, services and offers exclusively on the basis of our General Terms and Conditions that are available for viewing and download at www.mollet-level.com.

Technical alteration rights reserved.

